

## Young people gain influence at Family and Children's Services

Family and Children's Services of St. Thomas and Elgin, in partnership with the Elgin Children's Foundation, are providing a voice for youth in care.

The Youth in Care Executive Committee was formed in February 2004. The Committee consists of 3 youth in care, agency staff and a foster parent whose focus is to connect youth, plan events and have input into the direction of programs and best practice for youth in care. This year the committee, with approval from the Board of Directors, worked to increase Extended Care and Maintenance payments from \$663 to \$809 per month, for youth who live independently. A training calendar is being implemented in order to assist youth in achieving their goals of independence. Together they have developed a mission statement and programs, which empower, educate and unite

youth ages 13 to 21 in the care of the agency. Since the Committee is youth focused, their input provides direction into what youth really value.

The Committee meets each month and organizes recreational and social activities such as bowling, swimming, movie nights, dances and Laser Quest. The success of these events is apparent by the number of youth who attend. The youth also connect with each other outside of these events.

Educational programs focusing on Independence, Cooking and Employment have been a major success. The Independence Program works in partnership with community stakeholders such as the Elgin-St. Thomas Health Unit, bankers, Student Employment and landlords to assist youth in developing skills needed to live independently.

We have a very strong partnership

with our community resources. We believe that youth connecting with youth and having a voice in their care will provide them with long lasting skills and friendships.

**Mission Statement** - Youth in Care making connections through social, recreational and educational activities, while having a voice in the decisions which affect and enhance their lives.



### BOARD OF DIRECTORS – 2005 - 2006

President . . . . . Dan Weagant  
Vice-President . . . . . Lynda Avram  
Secretary . . . . . Mary Jane Collins  
Treasurer . . . . . Tom Hughes

### DIRECTORS

Matt Moyes, Mark Roskamp, Monty Fordham, Don Lawrence, Mark Lassam, Laurie Intven, Sarah Leitch, Katharine Enns

### OUR STAFF

Executive Director . . . . . Rod Potgieter  
Director of Services . . . . . Jennifer Wilson  
Manager, Support Services. . . . . Adri Hewitt  
Manager, Finance & Administration Services. . . . . Barry Westman  
Manager, Children's Resources . . . . . Brian Flint  
Manager, County Investigation Services . . . . . Karl Flegel  
Manager, City Family Services . . . . . Shelley West  
Manager, County Family Services . . . . . Jennifer Johns  
Manager, City Investigation Services . . . . . Danielle Demers  
Manager, Children's Services. . . . . Dori Brauer  
Executive Assistant . . . . . Rita Withenshaw  
Human Resources/  
Quality Assurance Coordinator . . . . . Katherine Whelan  
Legal Counsel . . . . . Joyce Dittrich, Paul Holmes  
Legal Protection Worker . . . . . Darryl DeRoches  
Legal Assistants . . . . . Lorri Parkins, Sue Sheridan  
Receptionist . . . . . Marlane Epple  
Bookkeeper . . . . . Matt Hearty  
Administrative Assistants . . . . . Terri Struthers, Julie Agius,  
. . . . . Wendy Evans, Nancy Loeters  
Casual Administrative Support . . . . . Hetty Findlay  
Nutritionist . . . . . Debbie Riddell

Volunteer Coordinator . . . . . Loralyn Smith  
Transportation & Access Coordinator . . . . . Pam Palmer  
Child and Youth Workers . . . . .  
. . . . . Jennifer Peters, Kristen Fryer, Kim McLeod  
Children's Support Worker . . . . . Donna Gillen-Cardy  
After Hours Duty Workers . . . . . S. Hines, D.Barnes  
. . . . . J. Carey, J. Morris, R. Phillips, D. DeRoches  
Foster Care Recruiter . . . . . Debbie Dawdy

### CHILD PROTECTION WORKERS

Debbie Barnes, Jennifer Carey, Jennifer Chamberlain, Gordana Cvetkovic, Carey Elliott, Natalie Goodyear, Suzanne Hines, Melissa Hoffer, Steve Kippen, Anne MacKinnon, Robyn Marquis, Jennifer McCallum, Alanna McNee, Melissa Mercier, Jodi Lynn Morris, Ieva Naujokaityte, Janice Oldham, Rebecca Sapezinskas, Lucy Shaw, Tracy Trainor, Rachel van der Woerd, Anne Wall, Patty Warren, Lynita Wilson, Dawn Winegarden, Amy Wright

### CHILDREN'S SERVICES WORKERS

Marcia Andkilde, Tricia Creed, Susan Dawe, Anne MacKinnon, Rhonda Phillips, Danielle Russell, Deb Vint

### CHILDREN'S RESOURCES WORKERS

Paul Ballantyne, Hiedi Britton, Carol Feddema, Tracey Hedges, Wilma van der Woerd. Adoption Worker – Marilyn Provenzano

### FAMILY SUPPORT WORKERS

Lynda Cormack, Patty Dunn, Barbara Harrison, Wynie Dearlove, Todd Rowley, Sue Hiebert

### FAMILY ACCESS WORKERS

Jamesie Blackwell, Anna Braund, Mona Fulmer, Jocelyn Gellatly, Susie Krahn, Sher Palmer, Paula Mooney, Julie Riley, Dawn Tribe, Pauline Smith, Lisa Vandenbor, Erika Vernon, Catarina Vindasius, Lauren Wilkinson, Kim Young, Tiffany Wood, Marija Jurcic, Kari Wyse. Becky Vaughan (Fulltime Permanent)



# Annual General Meeting

June 21, 2006

Pt. Stanley Wharf

**Our Vision:** Safe and Nurtured Children

**Our Mission:** We protect children from abuse or neglect by ensuring a safe, stable and nurturing environment in partnership with families and the community.



**Family & Children's Services**  
**- St. Thomas & Elgin**

410 Sunset Drive  
St. Thomas, Ontario N5R 3C7  
Tel: (519) 631-1492  
Fax: (519) 631-0596

## Family & Children's Services Statement of Operations

Year Ended March 31, 2006

### REVENUES

Province of Ontario - Grants	\$10,409,250	95.1%
Government of Canada		
- Children's Special Allowance	433,084	4.0%
Other income and recoveries	38,003	0.3%
Other Children's Aid Societies	35,930	0.3%
Interest Income	23,222	0.2%
Maintenance from Parents	9,232	0.1%

	<b>\$10,948,721</b>	<b>100.0%</b>
--	---------------------	---------------

### EXPENSES

Boarding Rate Payments	\$4,304,964	39.7%
Salaries	3,861,354	35.6%
Employee Benefits	791,509	7.3%
Purchased Services - Case Related	418,765	3.9%
Transportation	318,620	2.9%
Children's Personal Needs	294,399	2.7%
Medical and Related Expenses	235,244	2.2%
Technology	186,292	1.7%
Office Expenses	131,929	1.2%
Building Occupancy	104,357	1.0%
Miscellaneous	84,174	0.8%
Training and Recruitment	37,365	0.3%
Purchased Services		
- Non-Case Related	33,395	0.3%
Promotion and Publicity	16,131	0.2%
Program expenses	13,488	0.1%
Replacements and non-recurring costs	12,705	0.1%
Financial Assistance	7,688	0.1%

	<b>\$10,852,379</b>	<b>100.0%</b>
--	---------------------	---------------

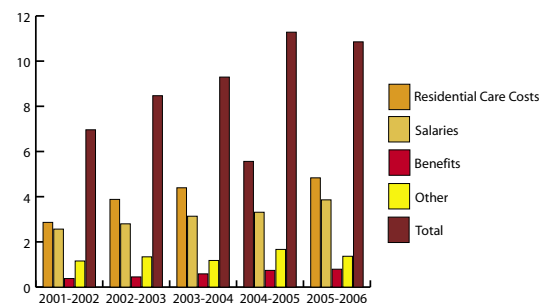
### SURPLUS

- Year Ended March 31, 2006	\$96,342
-----------------------------	----------

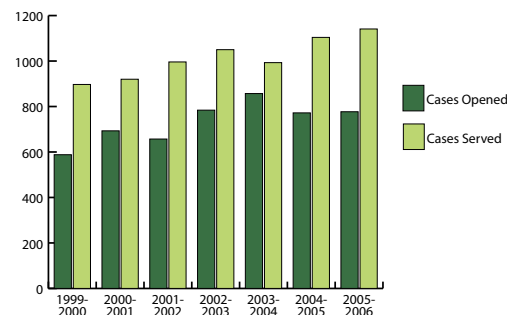
## Services That We Provide

- Protecting children from abuse and neglect
- Counselling for families and children
- Support services to families where there is a risk of abuse or neglect
- Family support and education groups
- Counselling for single parents before and after the birth of the child
- Counselling and disclosure services to adult adoptees
- Foster care for children who cannot live with their parents
- Supervised access between children in care and their families
- Placement and supervision of children with adoptive parents

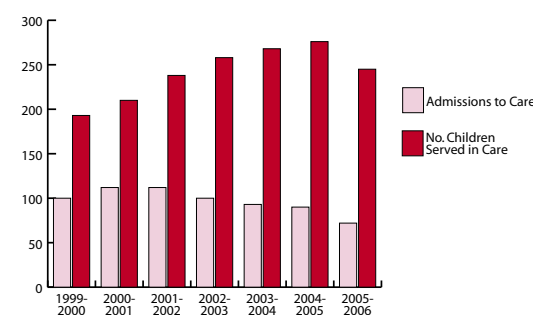
## Gross Expenditures in millions: 2001-2006



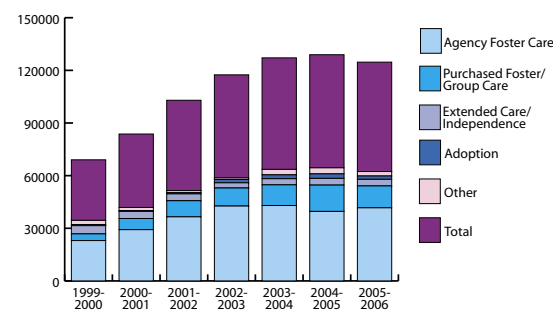
## Child Protection: Family Cases: 1999-2006



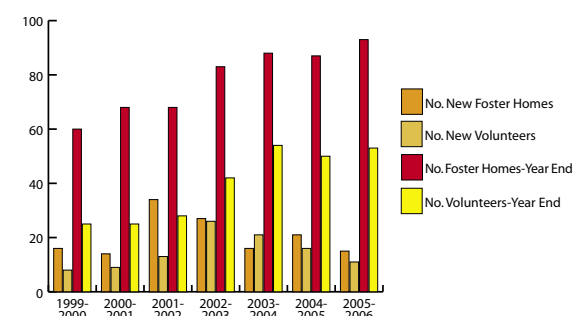
## Children in Care: 1999-2006



## Residential Days Care: 1999-2006



## Foster Homes and Volunteers: 1999-2006



## President's and Executive Director's Annual Report for 2005-2006

We are pleased to submit our joint report for 2005-2006.

What a year this has been. Last year we said we were looking forward to the challenges of this year. Little did we know what challenges would await us, but more importantly how successful we would be in meeting them.

The Transformation Agenda is with us and we are working hard towards the transitions required. Despite these additional pressures and on top of the core child protection work that constantly demands our attention, we prepared ourselves for re-accreditation of the Agency. Some of the highlights of the past year include 100% compliance in the annual crown ward review, repatriating half of the children in Group Homes outside of the County back to Elgin, growing a robust Youth-in Care Network, achieving 95% of the goals set out in the Strategic Plan and spending significantly less this year than we projected to spend at the beginning of the year. We were the only Society in the South West region to spend less than last year.

You will see from the accompanying data that in the past year, the demand for child welfare investigations and ongoing protection services remained at a high level in Elgin, slightly exceeding the demands of last year. We provided investigations and ongoing services to 1,141 cases. This is a slight increase over the 1,104 recorded last year. There were 777 cases opened in 2004/2005 and this is almost the same as the 772 opened in the previous year.

We continue to target reductions in the number of children being brought into care and the data is showing our successes in achieving this. The number of children in our care last year was at an all-time high of 276 children having received substitute care. This year, we have reduced this to 245 children. This is 11% less than last year. The number of children admitted to care during the year was reduced to 72 from 90 the previous year and this resulted in 3% less days of care being provided, compared to 2004-2005. Of significance is the reduction in the Agency's reliance on outside paid care, in particular Group homes outside of the County. From a high of 35 children in outside group homes in October 2004, by year-end in March 2006, this was reduced to 16 children. This also appears in the data as a 17% reduction in purchased foster/group care days. The success in being able to offer a safe, stable and nurturing family placement for a child, close to their home in Elgin County is testament to the hard work and dedication of the staff and foster parents. We have increased the number of foster homes from 87 to 93 and we are now able to provide 70% of the days of care to children in our own foster homes.

Our volunteers provided 7,833 hours of dedicated service to our Agency. This translates into the equivalent of more than 4.5 full-time staff. Services provided include being a member of the Board of Directors, driving clients to and from appointments, mentoring children, office administration and a multitude of other

highly valued tasks. Volunteers drove more than 345,162 kilometers. This is 200 times to New York City and back!

Support, counselling and early intervention services have moved to new offices on Talbot Street and have continued to develop using funding outside of our child protection budget from sources such as the Elgin-St. Thomas United Way, the Ontario Works National Child Tax Benefit Supplement Reinvestment and the Ministry of Children and Youth Services. These programs are delivered in partnership with community agencies including Elgin Early Years Centre, West Elgin Health Centre, Craigwood Youth Services, and Violence Against Women's Services-Elgin County. A few service highlights:

- The Moms & Tots Program, which now operates in partnership with the Early Years Centre and West Elgin Health Centre at sites in St. Thomas, West Lorne, and Aylmer, provides support and education to moms with young children where there is a high risk of abuse or neglect;
- General parenting groups, including groups in the Low German language, and groups expressly for fathers are being offered around the County;
- Groups for parents and teens in conflict;
- Caring Dads, a group for fathers who have been abusive in their families.

Financial pressures did not have to be a focus of the Board activities this past year to the same degree as last year. We are pleased to report that with the new eligibility funding formula and with the transition funding from the Ministry, combined with active efforts on the part of the agency to avoid costs, we were able to end the year with a small surplus of \$96,000 of funding over expenditures.

Family and Children's Services of St Thomas and Elgin County continues to have one of the lowest infrastructure cost ratios compared to other Agencies similar in size.

This has been a very successful year for the Agency and we thank the many people who have worked hard and contributed to these successes. We are so fortunate to have a dedicated and knowledgeable Board, well trained and enthusiastic Staff, loving and supportive Foster Parents, energetic and committed Volunteers and a bright and enthusiastic Youth-in-Care Network. As we move forward into the coming year, these dedicated individuals are ready, willing and very able to pursue our mission to: *protect children from abuse or neglect by ensuring a safe, stable and nurturing environment in partnership with families and the community.*

Respectfully submitted,

Dan Weagant  
President

Rod Potgieter  
Executive Director